

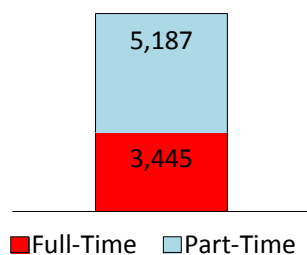
Stark State College of Technology

North Canton, OH (330) 494-6170

Student Characteristics - Fall 2007

TOTAL ENROLLMENT 8,632

Enrollment Status



STUDENT PROFILE

Student Level

Undergraduate	8,162	95%
High School (Dual Enrolled)	470	5%

Gender

Women	4,825	56%
Men	3,807	44%

Race/Ethnicity

White, non-Hispanic	7,112	82%
Black, non-Hispanic	1,001	12%
Hispanic	80	1%
Asian or Pacific Islander	66	1%
American Indian / Alaskan Native	75	1%
Non-Resident Alien / Race Unknown	298	3%

Geographic Distribution

Ohio	98%
Other US States and Territories	2%
Other Countries	<1%

Age

Average Age	28
Percent of Students Age 25 or Older	50%

Undergraduate Success and Progress Rate

First-Time, Full-Time, Degree-Seeking Students Starting in Fall 2002 613

3 Years Later 55%

- Percent that Graduated from an Ohio Public Institution 17%
- Percent Still Enrolled at Same Institution 31%
- Percent that Transferred to another Ohio Institution 7%

6 Years Later 44%

- Percent that Graduated from an Ohio Public Institution 33%
- Percent Still Enrolled at Same Institution 7%
- Percent that Transferred to another Ohio Institution 4%

First-Time, Part-Time, Degree-Seeking Students Starting in Fall 2002 474

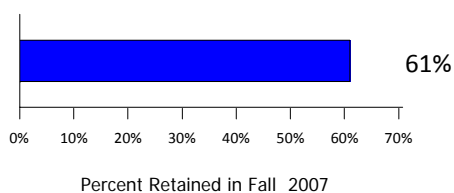
3 Years Later 41%

- Percent that Graduated from an Ohio Public Institution 3%
- Percent Still Enrolled at Same Institution 33%
- Percent that Transferred to another Ohio Institution 4%

6 Years Later 32%

- Percent that Graduated from an Ohio Public Institution 20%
- Percent Still Enrolled at Same Institution 11%
- Percent that Transferred to another Ohio Institution 2%

Retention of Fall 2006 First-Time, Full-Time, Degree-Seeking Students



Board of Regents

Ted Strickland, Governor
Eric D. Fingerhut, Chancellor

July, 2009

Tuition and Financial Aid

Annual FY 2009 tuition and fees (sticker price) for in-state, undergraduate students before financial aid was \$3,810. The cost to attend Stark State College of Technology varies based on the individual circumstances of students and may be reduced through grants and scholarships.

Financial Aid Awarded to Students

Overall Financial Aid

- 80% of first-time, full-time, degree-seeking students in 2007-08 received financial aid of some type including need-based grants and loans, work-study, and non need-based scholarships.

Federal Financial Aid

- 43% of first-time, full-time, degree-seeking students in 2007-08 received a federal grant. The average grant for the year was \$1,574.

Institutional Aid

- 5% of first-time, full-time, degree-seeking students in 2007-08 received an institutional grant. The average grant for the year was \$1,332.

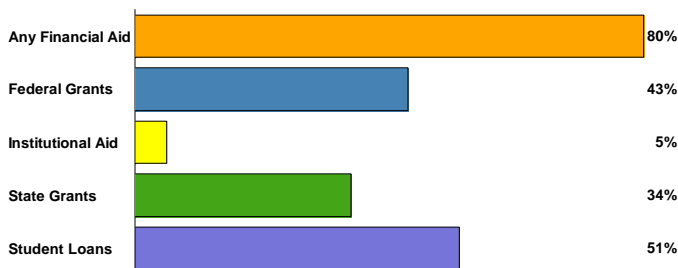
State Financial Aid

- 34% of first-time, full-time, degree-seeking students in 2007-08 received a federal grant. The average grant for the year was \$879.

Federal Loans

- 51% of first-time, full-time, degree-seeking students in 2007-08 received a federal loan. The average loan amount for the year was \$1,867.

Percent of First-Time Students in FY 2007 Receiving Each Type of Financial Aid.



NOTE: Students may receive aid from more than one source.

Degrees and Areas of Study

Degrees Awarded at Stark State College of Technology in FY 2007-08

	All Students	First-Generation College	Minority
Associate Degrees	835	408	62
Certificates	99	40	11
Total	934	448	73

Areas of Study with the Largest Number of Associate Degrees Awarded in 2007-08

Health	31%
Engineering	29%
Business	20%
Natural Science & Mathematics	6%
Education	4%
All Other Degree Areas	9%
	100%

Study at Stark State College of Technology

Classroom Environment

% of Classes with Fewer than 30 Students	96%
% of Classes with Fewer than 50 Students	100%
Students Engaged in Internships/Co-Op/Field Experience	298

Full-Time Instructional Faculty

Total Faculty	175
% Women	47%
% from Minority Groups	6%
% with Master's Degree or Higher	62%

Post-Graduation Outcomes of Spring 2007 Associate Degree Graduates

- Employment in Ohio in 4th Quarter 2007
- College Enrollment in Ohio in 2007-08

