

How Do I locate and download a Cengage Test Bank?

You must have a Cengage account.

Directions

1. Log into Cengage.com. Sign in or get a new account.

<https://login.cengage.com/cb/login.htm>

CENGAGE Learning

Faculty
Instructor resource CENTER

Sign In

Sign In to register a product or access resources

E-mail Address or User Name

Password

Sign In

Forgot Password?

New Faculty User? »

Click here if you don't have an account

2. Type in the **ISBN** and click **search**.

Add a product to your Instructor Resource Center

Enter Author, Title ISBN or Course Key

Search


Products in your Instructor Resource Center:

Display Active Platform All By Author By Title Remove a Product

Click below to select a different Product:

3. When you locate your book, click **Instructor Companion Site**.


Resource and supplement access for:



Discovery Series: Introduction to Psychology (with Psychology CourseMate with eBook Printed Access Card), 1st Edition

Rod Plotnik; Haig Kouyoumdjian
ISBN-10: 1-111-34702-6
ISBN-13: 978-1-111-34702-4

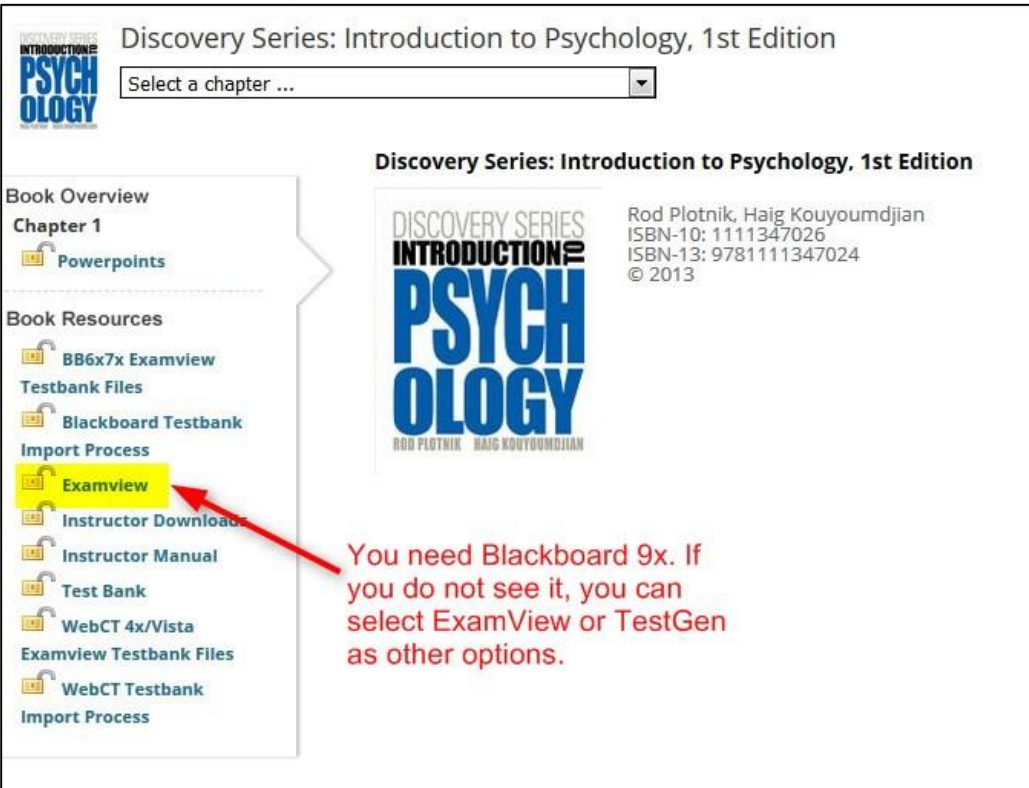
[Request Print Sample](#)

 **Access Instructor Resources** ▾

[Instructor Companion Site](#) - Free materials may include test banks, flashcards, PowerPoint presentations, instructor's manuals, and more.

[Student Companion Site](#)

4. The best option is Blackboard 9x. If you do not see it, you can select ExamView or TestGen.



Discovery Series: Introduction to Psychology, 1st Edition

Select a chapter ... ▾

Discovery Series: Introduction to Psychology, 1st Edition

Rod Plotnik, Haig Kouyoumdjian
ISBN-10: 1111347026
ISBN-13: 9781111347024
© 2013

Book Overview

Chapter 1

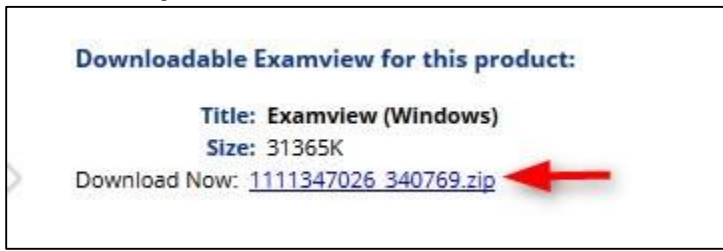
- Powerpoints

Book Resources

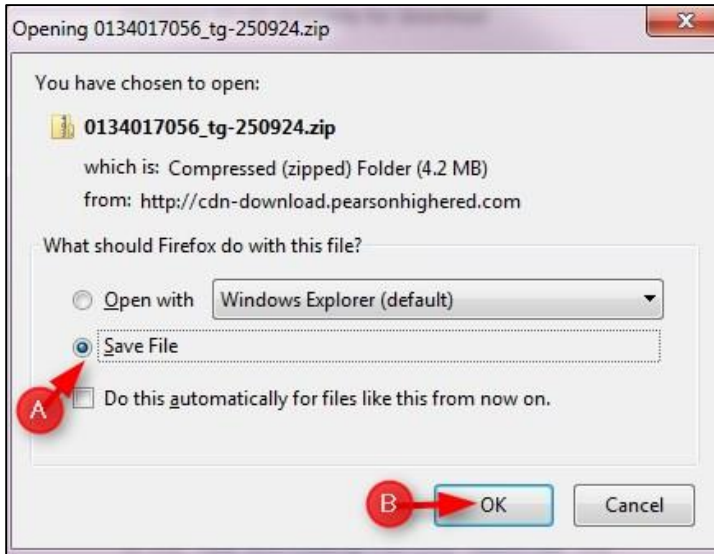
- BB6x7x Examview
- Testbank Files
- Blackboard Testbank
- Import Process
- Examview**
- Instructor Downloads
- Instructor Manual
- Test Bank
- WebCT 4x/Vista
- Examview Testbank Files
- WebCT Testbank
- Import Process

You need Blackboard 9x. If you do not see it, you can select ExamView or TestGen as other options.

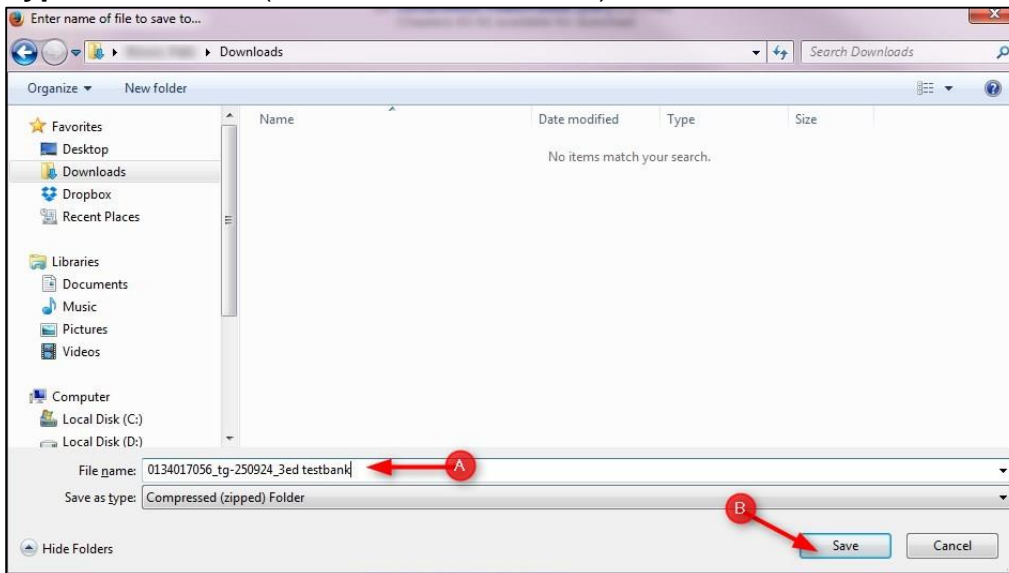
5. Click the **zip file** to download it.



6. Click **Save file** and **OK**



7. **Type a file name** (or leave file name as is) and click **Save**



Remember where you put your file. We will open it in ExamView.