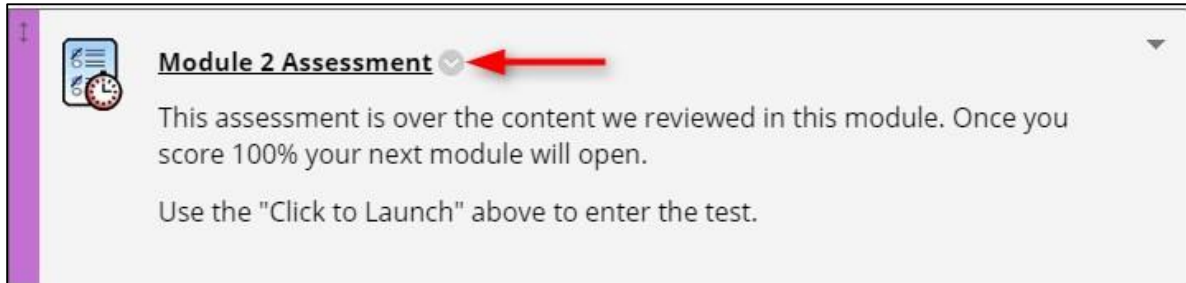


## How to View Student Activity for an Assignment or Test

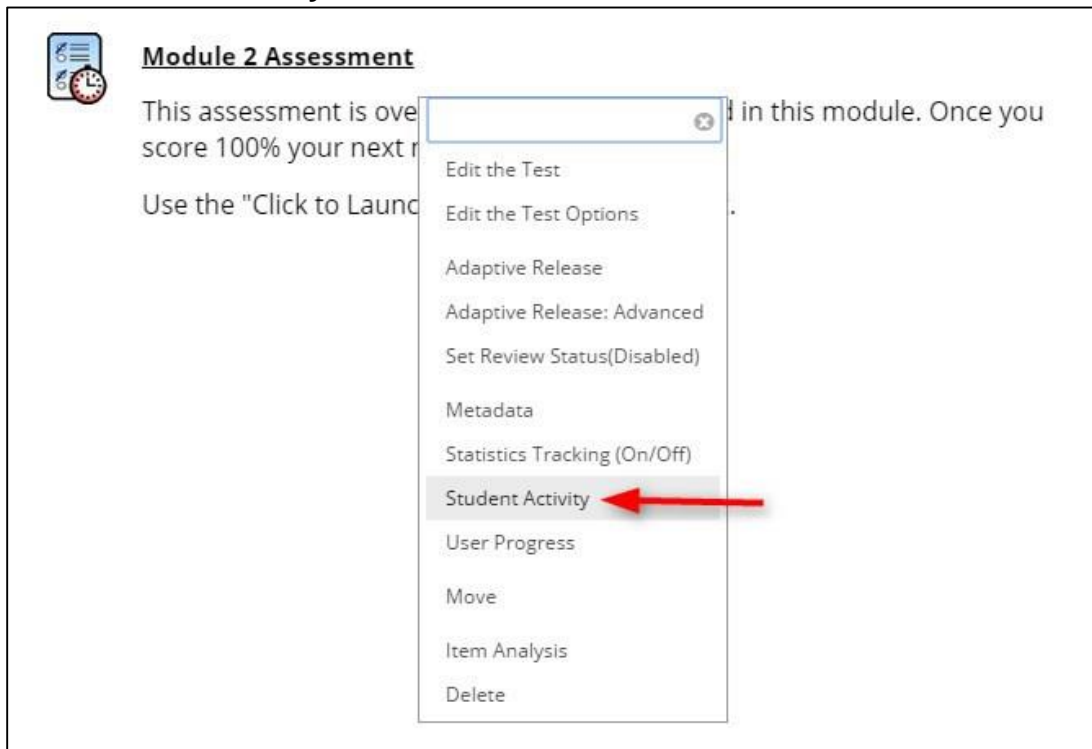
The Student Activity report can be run for an assignment or a test/quiz.

### Directions:

1. Go into your course and go to the assignment or test you want to run the report.
2. Click on the **Chevron** next to the name.




3. Click **Student Activity**













4. You have two views –Chart View or the Grid View

Blackboard Basics Training  
Module 2 Assessment


Student Activity Details


 **Chart View**






Student	Activity Timeline	Start to Finish	Grade
 Student 1		19 hours	25 / 25
 Student 2		8 minutes	25 / 25
 Student 3		3 minutes	25 / 25
 Student 4		2 minutes	25 / 25
 Student 5		2 minutes	25 / 25

Blackboard Basics Training  
Module 2 Assessment


Student Activity Details

 **Grid View**

[Click here to download the report](#) 

Student	Accessed After	Date Opened	Date Started	Start to Finish	Grade
 Student 1	1 day	11/22/16	11/22/16	19 hours	25 / 25
 Student 2	9 days	11/30/16	11/30/16	8 minutes	25 / 25
 Student 3	10 days	12/1/16	12/1/16	3 minutes	25 / 25
 Student 4	4 days	11/14/16	11/14/16	2 minutes	25 / 25
 Student 5	8 days	11/30/16	11/30/16	2 minutes	25 / 25

5. Click the **Purple X** to exit the report

 Blackboard Basics Training  
Module 2 Assessment

Student Activity Details

