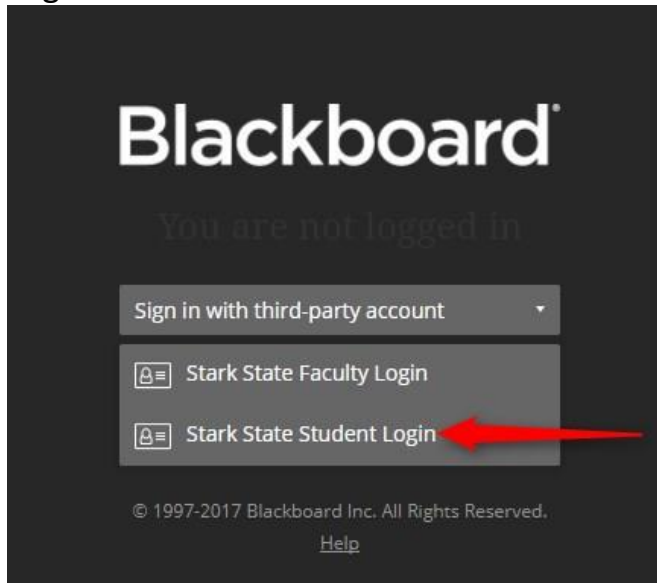


Registration for Connect through BlackBoard at Stark State College

Registering for Connect through Blackboard is easy. Follow the steps below to link your instructor's Connect course with your course in Blackboard. This will allow you to access all of your assignments through a single sign on in Blackboard.

Step 1: First you will need to log into BlackBoard (blackboard.starkstate.edu) and click on Stark State Student Login.



You will then see this screen.

Enter your student email address and password and click on Sign In.



Sign in with your organizational account

Sign in



Please login with your Stark State College email address and password, using your full address as the username

Example: JDoe0101@starkstate.net

Step 2: Under Current Courses, locate your INTRO TO ANAT AND PHYSIO course and click on it.

The screenshot shows the Blackboard interface for a user named Sarah Arrington. The main content area is titled 'Courses' and is filtered to show 'Current Courses'. A navigation bar at the top indicates the current semester is '201740 - Spring 2017'. The course list is organized into two columns. The first column contains four courses, all of which are marked as unavailable with a grey 'X' icon. The second column contains three courses. The course 'SUMMER 2017 INTRO TO ANAT AND PHYSIO (BIO101-004-12619 Arrington)' is highlighted with a blue border and a blue oval, and a blue arrow points to it from the right. Other courses in the second column include 'Blackboard Basics Training' and 'DEV - PRACTICE AS INSTRUCTOR'. A 'Filter By' dropdown menu is set to 'All Courses' in the top right corner. The bottom left corner of the page shows the text 'javascriptvoid(0);'.

Course Title	Instructor	ID	Status
SPRING 2017 BIOPROCESSES AND MANUFACTURING...	Sarah Arrington	201740-43681	Unavailable
SPRING 2017 HUMAN BIOLOGY (BIO127-001-40554 Arrington)	Sarah Arrington	201740-40554	Unavailable
SPRING 2017 INTRO TO ANAT AND PHYSIO (BIO101-030-40424 Arrington)	Sarah Arrington	201740-40424	Unavailable
SPRING 2017 INTRO TO ANAT AND PHYSIO (BIO101-031-40425 Arrington)	Sarah Arrington	201740-40425	Unavailable
Blackboard Basics Training	Multiple Instructors	Basics_trng	Available
DEV - PRACTICE AS INSTRUCTOR	Sarah Arrington	DEV_SHILL	Available
SUMMER 2017 INTRO TO ANAT AND PHYSIO (BIO101-004-12619 Arrington)	Sarah Arrington	201810-12619	Available
General Biology master Course	Multiple Instructors	BIO141_MC_BB	Available

Step 3: Locate and click on “Lessons” located in the control panel on the left

The screenshot shows a student dashboard interface. At the top, an orange banner displays "Student Preview mode is ON" with "Settings" and "Exit Preview" buttons. Below the banner, the course name "SUMMER 2017 INTRO TO ANAT AND PHYSIO (BIO101-004-12619 Arrington)" and "Home Page" are visible. A dark sidebar on the left contains navigation options: "Home Page", "Start Here!", "Lessons" (highlighted with a red circle), "Announcements", "Course Calendar", "Course Messages", "My Grades", "SSC Resources", and "Help Desk". The main content area, titled "Home Page", features several panels: "My Announcements" (no announcements in the last 7 days), "My Tasks" (no tasks due), "What's New" (no notifications), "Needs Attention" (no notifications), "To Do" (no items), "What's Past Due" (no items), "What's Due" (nothing due today), and "Alerts" (no notifications). Each panel includes "Edit Notification Settings" and "Actions" buttons. The "What's Due" panel includes a date selector set to "05/24/2017" and a "Go" button. The "Lessons" link in the sidebar is circled in red.


Step 4: Click on the Week 1: Learn Smart Prep for Fundamentals of Student Success

The screenshot displays a Blackboard LMS interface. At the top, an orange banner reads "Student Preview mode is ON" with "Settings" and "Exit Preview" buttons. Below the banner, the course title "SUMMER 2017 INTRO TO ANAT AND PHYSIO (BIO101-004-12619 Arrington)" and "Lessons" are visible. A dark sidebar on the left contains navigation options: Home Page, Start Here!, Lessons, Announcements, Course Calendar, Course Messages, My Grades, SSC Resources, and Help Desk. The main content area, titled "Lessons", lists several items: "Help Guides for Browser Issues", "Course Question Forum", "Exams and Quizzes" (with a sub-list: 1. Course Assignment List, 2. Syllabus, 3. Course Calendar), "Week 1: LearnSmart Prep for Fundamentals of Student Success" (highlighted with a red oval), "Unit 1: Ch 1 - 4: Helpful to add in dates folders will be used", "Unit 2: Ch 5-7:", and "Unit 3: Ch 8-10:". The "Week 1" item includes a "LearnSmart Prep" icon and a "Due Date: June 6, 2017 11:59:00 PM EDT".

Step 5: You are now at the Connect site. The next step is to register. If you already have an account with Connect using your Stark State email, you may enter it now. If you do not have an account with your Stark State email click “Register.”

[← Go back to Blackboard](#)

Welcome to Connect!



2017 Spring BIO 101 Stark State College
BIO101 SUM17 Arrington
Instructor: Sarah Hill
Text: Mader's Understanding Human Anatomy & Physiology Longenbaker, 9th ed.
ISBN: 1259628426

Already registered to Connect?

Please don't enter your Blackboard or institutional login information here.


Email

Password

[Sign in](#) [Forgot your password?](#)

[Register](#) [Not yet registered?](#)

McGraw-Hill Connect registration is required for this course. Once you register, you won't have to sign in to Connect again. For help with registration, go to [Connect Student Help](#).

 **connect**

Step 5b: If you clicked “Register” in Step 5, your next step is to create an account. Please use your Stark State email address (JDoe0123@starkstate.net) and a password you will remember. When you are finished, click “Next Step.”



HELP | EXIT

Create your McGraw-Hill Education account.

Email Address

Password

Passwords are case sensitive and must contain 8-20 characters including: 1 uppercase character, 1 lowercase character and 1 number. (No spaces)

Full Name

Security Question And Answer

We'll ask you this question to retrieve your password.

I agree to the terms of the McGraw-Hill Education [Terms of Use](#) and [Privacy Notice](#).

NEXT STEP





Instructor:
library courses



**Longenbaker: Mader's
Understanding Human
Anatomy & Physiology**

9TH EDITION
Susannah Longenbaker

Step 6: At this step, you have several options. If you have already purchased your access code, enter it in the box. If you would like to purchase the access code directly from Connect, Click on “Buy Online”. If you are unable to buy your access code at this point, you may choose to get “Courtesy Access”. You will have access to the content in Connect for 14 days at which time you will need to either enter a valid access code or purchase one online.





HELP | EXIT

Have an access code?

[What's this?](#)

SUBMIT


Need to purchase access?




BUY ONLINE

Courtesy Access

Get **courtesy access** to your Connect course. Your work will be saved and you'll see a reminder before your trial period expires.



Instructor:
library courses



Longenaker: Mader's Understanding Human Anatomy & Physiology
9TH EDITION
Susannah Longenaker

Did you only buy the access code, but would like a copy of the text? Not a problem. You can purchase a loose leaf copy of the text after you purchase Connect. Look for this book cover and link in our Connect course. This is a low-cost option with FREE standard shipping.
